



Caledonian

Railway Cables

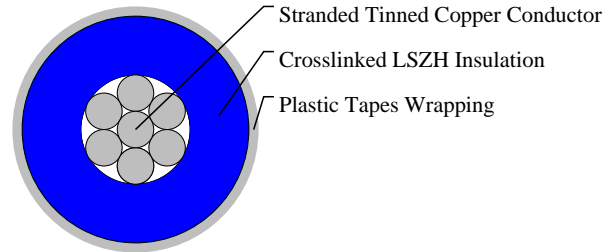

www.caledonian-cables.com

marketing@caledonian-cables.com

TYPE A1 Railway Signalling Cable

Type A1(without sheath)

RS/A1-H-1C0.75S(BL)



APPLICATIONS

The cables are designed for railway signalling systems. The cables are suitable for use in d.c. circuits where the nominal voltage to earth does not exceed 1100 volts and are suitable for installation in ducts.

STANDARDS

NR/PS/SIG/00005(formerly RT/E/PS/00005)

VOLTAGE RATING

0.65/1.1 KV

CABLE CONSTRUCTION

Conductors: Tinned stranded copper, class 2 according to IEC 60228 & BS6360

Insulation: LSZH crosslinked

Wrapping: Plastic tape(s) with overlapping

PHYSICAL AND THERMAL PROPERTIES

Minimum Bending Radius: 6xOD (static); 15xOD (dynamic)

Temperature Range: -25°C to +85°C (during operation); -10°C to +85°C (during installation)

DIMENSION AND PARAMETERS

No. of Cores × Cross-sectional Area	No./Nominal Diameter of Strands	Nominal Insulation Thickness	Overall Diameter (min.)	Overall Diameter (max.)	Approx. Weight	max. conductor resistance
No.×mm ²	no./mm	mm	mm	mm	kg/km	Ω/km
1x0.75(blue)	7/0.37	0.85	2.7	3.2	16	24.8



Caledonian

Railway Cables

www.caledonian-cables.com

marketing@caledonian-cables.com



Fire Retardant
NF C32-070-2.2(C1)
IEC 60332-3-2-4/EN 50266-2-4



Flame Retardant
NF C32-070-2.1(C2)
IEC 60332-1-3/EN 50265-2-1



Highly Flexible



Impact Resistant



Laid In Ducts



Low Corrosivity
IEC 60754-2/EN 50267-2-2.3
NF C32-074/NF C20-453



Low Smoke Emission
IEC 61034-2 / EN 50268-2
NF C32-073/NF C 20-902



Low Toxicity




Oil Resistant



Rated voltage



Water Resistant



Zero Halogen
IEC 60754-1/EN 50267-2-1
NF C20-454